




1
Fold diagonally down on the orange line and unfold.



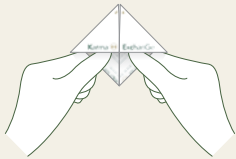
2
Fold diagonally on the orange line and unfold. (The centre of the square is marked in this way.)



3
Fold four times, so that the corners of the square meet in the centre.

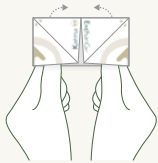


4
It will look like this.



The random Karma generator is ready!

12



Hold the paper and push the upper corners inward.

11



It will look like this.

10



10
Fold the paper inwards on the orange line.

9



9
Turn the paper over. Four squares will meet in the centre.

8



8
It will look like this. (There is a half size square with actually eight triangles, which meet in the centre.)

Use the off-line random Karma generator to spread good will and brighten the day of a friend.

First, fold your Karma generator as shown.

Then, ask your friend to pick a number from the outside of your Karma generator. Open in alternating directions the corresponding number of times.

Ask your friend to pick a number from the inside of the Karma generator, and open in alternating directions the corresponding number of times.

Have your friend pick a number from the inside of the generator.

Open the flap under the number your friend has chosen, and read them the message inside!

Send your friends positive messages online at www.karmaex.com

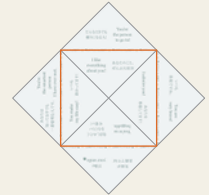
Karma Exchange
www.karmaex.com

5



5
Turn the paper over. The folded middle lines of the square are seen.

6



6
Fold four times, so that the corners of the square meet in the centre.

7